NATIONAL FOOTBALL LEAGUE

GAME SUMMARY

SUPER BOWL VIII

Copyright © 1973 by The National Football League. All rights reserved. This summary and play-by-play is for the express purpose of assisting media in their coverage of the game; any other use of this material is prohibited without the written permission of The National Football League.

DATE January 13, 1974 DAY OF WEEK Sunday STARTING TIME 2:30 P.M. CDT

VISITING TEAM MINNESOTA VIKINGS VS. HOME MIAMI DOLPHINS AT HOUSTON (Rice Stad.)

WEATHER CLOUDY, HUMID TEMPERATURE 50° WIND AND DIRECTION 60 MPH - NE

OFFICIALS REFEREE BEN DREITH UMPIRE RALPH MORCROFT LINE JUDGE JACK FETTE

LINESMAN LEO MILES BACK JUDGE STAN JAVIE FIELD JUDGE FRITZ GRAF

LINEUPS

VISITORS OFFENSE		VISITORS DEFENSE		HOME OFFENSE		HOME DEFENSE	
WR	DALE	LE	ELLER	WR	WARFIELD	LE	DEN HERDER
LT	ALDERMAN	LT	LARSEN	LT	MOORE	LT	FERNANDEZ
LG	WHITE	RT	PAGE	LG	KUECHENBERG	RT	HEINZ
C	TILGELHOFF	RE	MARSHALL	C	LANGER	RE	STANFILL
RG	GALLAGHER	LLB	WINSTON	RG	LITTLE	LLB	SWIFT
RT	YARY	MLB	SIEMON	RT	EVANS	MLB	EUONICONTI
TE	VOIGT	RLB	HILGENBERG	TE	MANDICH	RLB	KOLEN
WR	GILLIAM	LCB	N. WRIGHT	WR	BRISCOE	LCB	MUMPHORD
QB	TARKENTON	RCB	BRYANT	QB	GRIESE	RCB	JOHNSON
RB	FOREMAN	LS	J. WRIGHT	RB	MORRIS	LS	ANDERSON
RB	REED	RS	KRAUSE	RB	CSONKA	RS	SCOTT

SUBSTITUTIONS

OFFENSE: LASH, GOODRUM, ZEUNBRECHER, BERRY, MARINARO, B. BROWN, OSBORN, LAWSON, KINGSRITER, BALLMAN

DEFENSE: LURTSEMA, SUTHERLAND, MARTIN, PORTER, WEST, T. BROWN

KICKERS: EISCHEID, COX

OFFENSE: SELLERS, CRUSAN, GOODE, FLEMING, TWILLEY, NEWMAN, MORRALL, KIICK, NOTTINGHAM

DEFENSE: MOORE, MATHESON, BALL, BANNON, FOLEY, STUCKEY, BABB

KICKERS: SEIPLE, YEPREMIAN

DID NOT PLAY

BERRY, ZAUNBRECHER, Lawson, BALLMAN

SELLERS

INACTIVE

WELLS, WALLACE, McCLANAHAN, RANDOLPH, SMILEY, DAWSON, SUNDE

STROCK, LEIGH, SMITH, WOODS, YOUNG, RATHER, WADE

INDIVIDUAL SCORING

TOUCHDOWNS TARKENTON

TOUCHDOWNS CSONKA (2) KIICK

P.A.T.'S COX

P.A.T.'S YEPREMIAN (3)

FIELD GOALS YEPREMIAN (28 yards)

FIELD GOALS MISSED

	1	2	3	4	TOTAL
(Visitor) MINNESOTA VIKINGS	0	0	0	7	7
(Home) MIAMI DOLPHINS	14	3	7	0	24

TEAM	PERIOD	ELAPSED TIME	SCORING PLAY	SCORE VISITOR	SCORE HOME
DOLPHINS	1	9:33	CSONKA, 5 RUN (YEPREMIAN KICK)	0	7
DOLPHINS	1	13:38	KIICK, 1 RUN (YEPREMIAN KICK)	0	14
DOLPHINS	2	8:58	YEPREMIAN, FG 28	0	17
DOLPHINS	3	6:16	CSONKA, 2 RUN (YEPREMIAN KICK)	0	24
VIKINGS	4	1:35	TARKENTON, 4 RUN (COX KICK)	7	24

ATTENDANCE 68,142 (paid) - 3,740 (no-shows) TIME OF GAME 2:29

DATE January 13, 1974

FINAL INDIVIDUAL STATISTICS

AT Houston

VISITING TEAM MINNESOTA VIKINGS (NFC)

RUSHING	ATT.	NET YARDS	AVG.	LONG GAIN	TD
FOREMAN	7	18	2.6	5	0
REED	11	32	2.8	9	0
TARKENTON	4	17	4.2	8	1
MARINARO	1	3	3.0	3	0
B. BROWN	1	2	2.0	2	0
TOTALS	24	72	3.0	9	1

PASSING	ATT.	COMP.	YARDS	TKD / YDS.	TD	LG.	Had Int.
TARKENTON	28	18	182	2 / 16	0	30	1
TOTALS	28	18	182	2 / 16	0	30	1

PASS RECEIVING	NO.	YARDS	LG.	TD
FOREMAN	5	27	10	0
KINGSRITER	1	9	9	0
VOIGHT	3	46	19	0
GILLIAM	4	44	30	0
REED	1	-1	-1	0
LASH	1	9	9	0
MARINARO	2	39	27	0
B. BROWN	1	9	9	0
TOTALS	18	182	30	0

INTERCEPTIONS	NO.	YARDS	LG.	TD
TOTALS	0	0	0	0

PUNTING	NO.	YDS.	AVG.	LG.
EISCHEID	5	211	42.2	48
TOTALS	5	211	42.2	48

PUNT RETURNS	NO.	FC	YARDS	LG.	TD
BRYANT	0	1	0	0	0
TOTALS	0	1	0	0	0

KICKOFF RETURNS	NO.	YARDS	LG.	TD
WEST	2	28	15	0
GILLIAM	2	41	21	0
TOTALS	4	69	21	0

FUMBLES	FUM.	OWN REC.	YDS.	TD	OPP. REC.	YDS.	TD	OUT BDS.
TARKENTON	1	1	-2	0	0	0	0	0
REED	1	0	0	0	0	0	0	0
TOTALS	2	1	-2	0	0	0	0	0

HOME TEAM MIAMI DOLPHINS (AFC)

RUSHING	ATT.	NET YARDS	AVG.	LONG GAIN	TD
MORRIS	11	34	3.1	14	0
CSONKA	33	145	4.4	16	2
KICK	7	10	1.4	5	1
GRIESE	2	7	3.5	5	0
TOTALS	53	196	3.7	16	3

PASSING	ATT.	COMP.	YARDS	TKD / YDS.	TD	LG.	Had Int.
GRIESE	7	6	73	1 / 10	0	27	0
TOTALS	7	6	73	1 / 10	0	27	0

PASS RECEIVING	NO.	YARDS	LG.	TD
MANDICH	2	21	13	0
BRISCOE	2	19	13	0
WARFIELD	2	33	27	0
TOTALS	6	73	27	0

INTERCEPTIONS	NO.	YARDS	LG.	TD
JOHNSON	1	10	10	0
TOTALS	1	10	10	0

PUNTING	NO.	YDS.	AVG.	LG.
SEIPLE	3	119	39.6	55
TOTALS	3	119	39.6	55

PUNT RETURNS	NO.	FC	YARDS	LG.	TD
SCOTT	3	1	20	12	0
TOTALS	3	1	20	12	0

KICKOFF RETURNS	NO.	YARDS	LG.	TD
SCOTT	2	47	21	0
TOTALS	2	47	21	0

FUMBLES	FUM.	OWN REC.	YDS.	TD	OPP. REC.	YDS.	TD	OUT BDS.
SCOTT	1	1	0	0	1	0	0	0
TOTALS	1	1	0	0	1	0	0	0

MINNESOTA VIKINGS (NFC) VS. MIAMI DOLPHINS (AFC)
(Visiting Team) (Home Team)

Date Sunday, January 13, 1974 At: Rice Stadium, Houston, Texas

FINAL TEAM STATISTICS

	VISITING TEAM	HOME TEAM
TOTAL FIRST DOWNS	14	21
FIRST DOWNS RUSHING	5	13
FIRST DOWNS PASSING	8	4
FIRST DOWNS BY PENALTY	1	4
THIRD DOWN EFFICIENCY	8-15	7-12
TOTAL OFFENSIVE YARDAGE	238	259
TOTAL NO. OFFENSIVE PLAYS (Inc. times thrown passing)	54	61
AVERAGE GAIN PER OFFENSIVE PLAY	4.4	4.2
NET RUSHING YARDAGE	72	196
TOTAL RUSHING PLAYS	24	53
AVERAGE GAIN PER RUSHING PLAY	3.0	3.7
NET PASSING YARDAGE	166	63
GROSS YARDS GAINED PASSING	182	73
TIMES THROWN AND YARDS LOST ATTEMPTING TO PASS	2-16	1-10
PASSES ATTEMPTED—COMPLETED—HAD INTERCEPTED	28-18-1	7-6-0
AVERAGE GAIN PER PASS PLAY (Inc. times thrown passing)	5.5	7.9
PUNTS—NUMBER AND AVERAGE	5-42.2	3-39.6
HAD BLOCKED	0	0
FUMBLES—NUMBER AND LOST	2-1	1-0
PENALTIES—NUMBER AND YARDS	7-65	7-71
TOTAL RETURN YARDAGE	69	77
NO. AND YARDS PUNT RETURNS	0-0	3-20
NO. AND YARDS KICKOFF RETURNS	4-69	2-47
NO. AND YARDS INTERCEPTION RETURNS	0-0	1-10
NO. AND YARDS MISCELLANEOUS RETURNS (Field Goals and Blocked Punts)	0	0

SUPER BOWL VIII -- MINNESOTA VIKINGS (NFC) VS. MIAMI DOLPHINS (AFC)
Sunday January 13, 1974 Rice Stadium Houston, Texas

WEATHER: Overcast TEMPERATURE: 50 HUMIDITY: 80% WIND: 6 MPH NE

MIAMI won toss and will RECEIVE. MINNESOTA will defend NORTH goal.

FIRST QUARTER

Cox kicks off to Scott at the 7 who returns 31 yds (Terry Brown)
Miami
D 38 1-10 Morris at right end for 4 (Eller)
D 42 2-6 Csonka at right guard for 2 (Winston, Larsen)
D 44 3-4 Griese passes to Mandich for 13 yds (Bryant) 1st down pass
V 43 1-10 Morris at right tackle for no gain (Page)
V 43 2-10 Csonka at left guard for 16 yds (Krause) 1st down run
V 27 1-10 Griese passes to Briscoe in right flat for 6 (Wright)
V 21 2-4 Csonka up the middle for 5 (Page) 1st down rush
V 16 1-10 Csonka at right tackle for 8 (Eller)
V 8 2-2 Morris at left guard for 3 (Siemon) 1st down rush
V 5 1-G Csonka at right guard for 5 yd TD 1st down rush

10 plays --- 62 yds. (5:27 elapsed)
Yepremian PAT kick good
Miami 7 Minnesota 0

Yepremian kicks off to West at the 1 who returns 13 yds (Bannon)
Minnesota
V 14 1-10 Foreman at left tackle for 5 (Den Herder)
V 19 2-5 Foreman at left side for no gain (Fernandez, Kolen)
V 19 3-5 Tarkenton swing pass to Foreman for 4 yds (Fernandez, Buoniconti
V 23 4-1 Eischeid punts 34 yds to Scott returns 1 fumbles and recovers
(Porter made tackle

3 plays -- 9 yards

Miami
D 44 1-10 Morris at left end for 5 yds (Krause)
D 49 2-5 Griese passes to Mandich in right flat for 8 (Winston) 1st down pass
V 43 1-10 Morris at right tackle for 4 (Sieman, Winston)
V 39 2-6 Csonka at right tackle for 8 (Marshall) 1st down rush
V 31 1-10 Kiick caught in backfield by Page loses 3
V 34 2-13 Csonka at right end for 12 (Wright, Krause)
V 22 3-1 Csonka at right guard for 8 (Wright, Krause) 1st down rush
V 14 1-10 Griese passes to Briscoe for 13 yds (Wright) 1st down pass
V 1 1-G Kiick at right tackle for no gain (Winston)
V 1 2-G Kiick at center for 1 yd TD 1st down rush

10 plays 56 yds (13:38 elapsed) (5:46- Ball possession)
Yepremian PATkick good
Miami 14 Minnesota 0

Yepremian kicks off to West at the 6 who returns 15 --- Minnesota penalized 10 yds for holding on Gilliam (Newman made tackle)

Minnesota
V 11 1-10 Tarkenton passes to Foreman for 5 (Kolen, Anderson)
V 16 2-5 Reed at left for 2 (Fernandez)
V 18 3-3 Tarkenton passes to Kingsriter for 9 (Anderson) 1st down pass

end of quarter

Miami 14 Minnesota 0

100

LEFT

1-13-74 (DATE) MINNESOTA VIKINGS (NFC) VS. MIAMI DOLPHINS (AFC) FIRST (QUARTER)

RIGHT

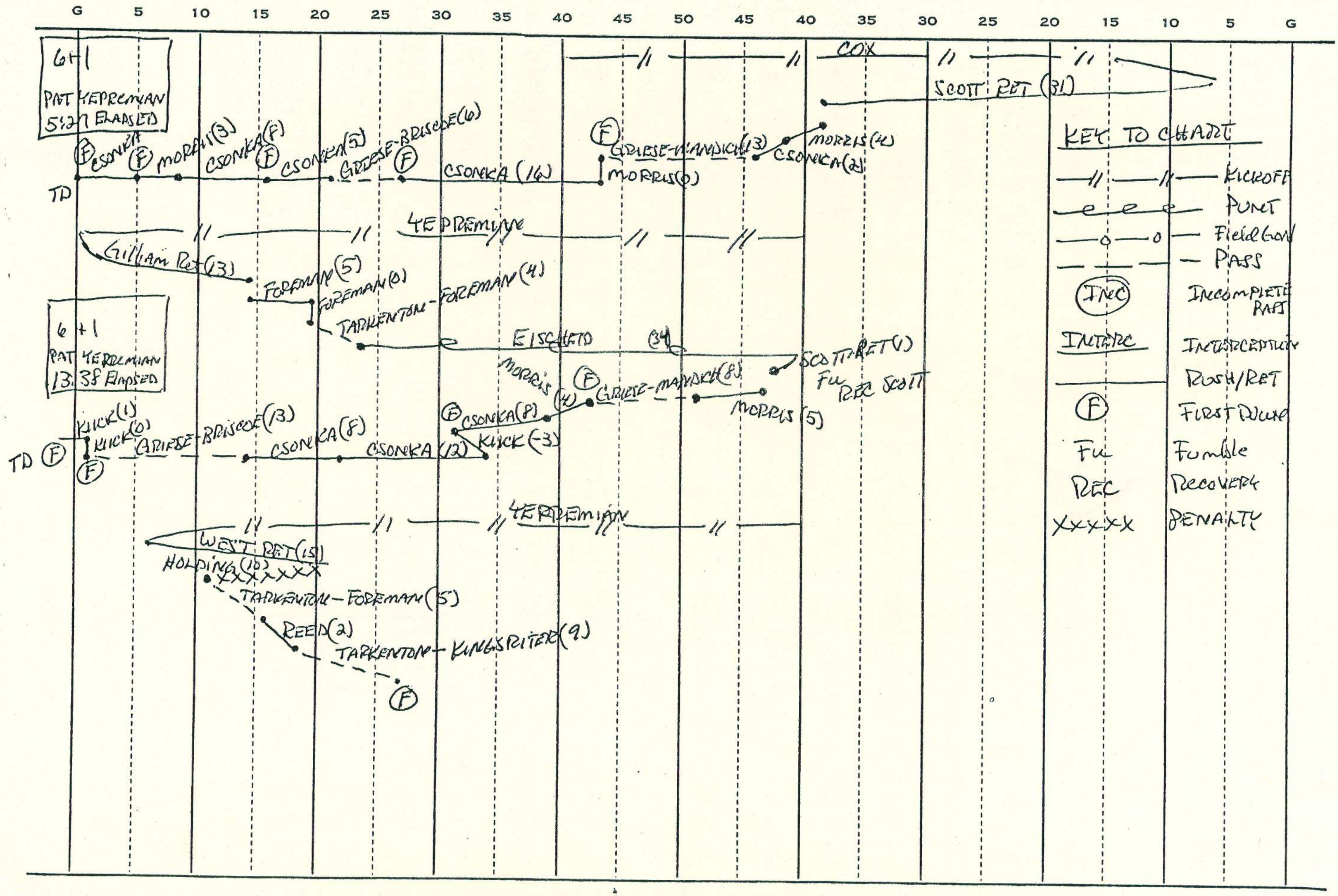

SUPER BOWL VIII -- MINNESOTA VIKINGS (NFC) VS. MIAMI DOLPHINS (AFC)
Sunday January 13, 1974 Rice Stadium Houston, Texas

SECOND QUARTER

Minnesota
V 27 1-10 Foreman at right tackle for 5 (Mathesan)
V 32 2-5 Reed at center for 4 (Fernandez)
V 36 3-1 Reed at right tackle for no gain (Buoniconti, Fernandez)
V 36 4-1 Eischeid punts 42 yds to Scott who returns 7 (Tingelhoff)

Miami
D 29 1-10 (13:03) Morris at right end for 14 (Wright) 1st down rush
D 43 1-10 Csonka at left end for 2 (Hilgenberg)
D 45 2-8 Griese back to pass hit by Page loses 10 attempting to pass
D 35 3-18 Griese deep pass for Briscoe incomplete (Krause)
D 35 4-18 Seiple punts 38 yds to Bryant who makes a fair catch

Minnesota
V 27 1-10 (11:31) Foreman at right end for 3 (Anderson, Foley)
V 30 2-7 Tarkenton back to pass loses 10 attempting to pass(DenHerder)
V 20 3-17 Tarkenton pass to Kingriter caught out of bounds incomplete
V 20 4-17 Eischeid punts 45 yds to Scott who makes a fair catch

Miami
D 35 1-10 (10:03) Csonka at right end for 1- ~~XXXXXXXXXXX~~ 15 yd. penalty for unsportsmanship like conduct on Hilgenberg 1st dn. penalty
V 49 1-10 Griese pass to Warfiled for 6 in left flat (Bryant)
V 43 2-4 Csonka at right tackle for 3 (Siemon)
V 40 3-1 Morris at right guard for 10 yds (Krause) 1st down rush)
V 30 1-10 Csonka at right end for 9 (Krause, Marshall)
V 21 2-1 Csonka at left guard for no gain (Siemon)
V 21 3-1 Csonka at center for no gain (Eller)
V 21 4-1 Yepremian 28 yd FG attempt good.

---

7 plays -- 44 yards to set up field goal. (8:58 elapsed)

Miami 17 Minnesota 0

Yepremian kicks off out of end zone no return

Minnesota
V 20 1-10 (5:56) Foreman at right end for 2 (Swift, Buoniconti)
V 22 2-8 Tarkenton pass for Foreman over middle incomplete
V 22 3-8 Tarkenton pass to Voigt for 17 yds (4 run) (Kolen) 1st dn. pass
V 39 1-10 Tarkenton pass for Reed in left flat incomplete
V 39 2-10 Foreman at right end for 1 (DenHerder, Stanfill)
V 40 3-9 Tarkenton pass to Voigt for 14 yds over middle (Buoniconti) 1st dn. pass
D 46 1-10 Tarkenton pass to Gilliam for 3 in left flat (Kolen)
D 43 2-7 Tarkenton fumbles snap and recovers - loses 2 (2:00)
D 45 3-9 Tarkenton passes to Gilliam for 30 yds. all pass 1st down pass (Johnson)
D 15 1-10 (1:46) Tarkenton rolls out right and gets 8 (Buoniconti)
D 7 2-2 (1:18) Reed at right guard loses 1 (Matheson)
D 8 3-3 (1:13) Reed at center for 2 (Stanfill)
D 6 4-1 (1:00) Reed at right tackle fumbles (Buoniconti) and Scott rec.

Miami
D 6 1-10 (0:30) Csonka at center forno gain (Larsen)
D 6 2-10 (0:12) Csonka at center loses 1 (Larsen)

end of half

Miami 17 Minnesota 0

1-13-74 (DATE) MINNESOTA VIKINGS (NFC) VS. MIAMI DOLPHINS (AFC) SECOND (QUARTER)

LEFT ← → RIGHT

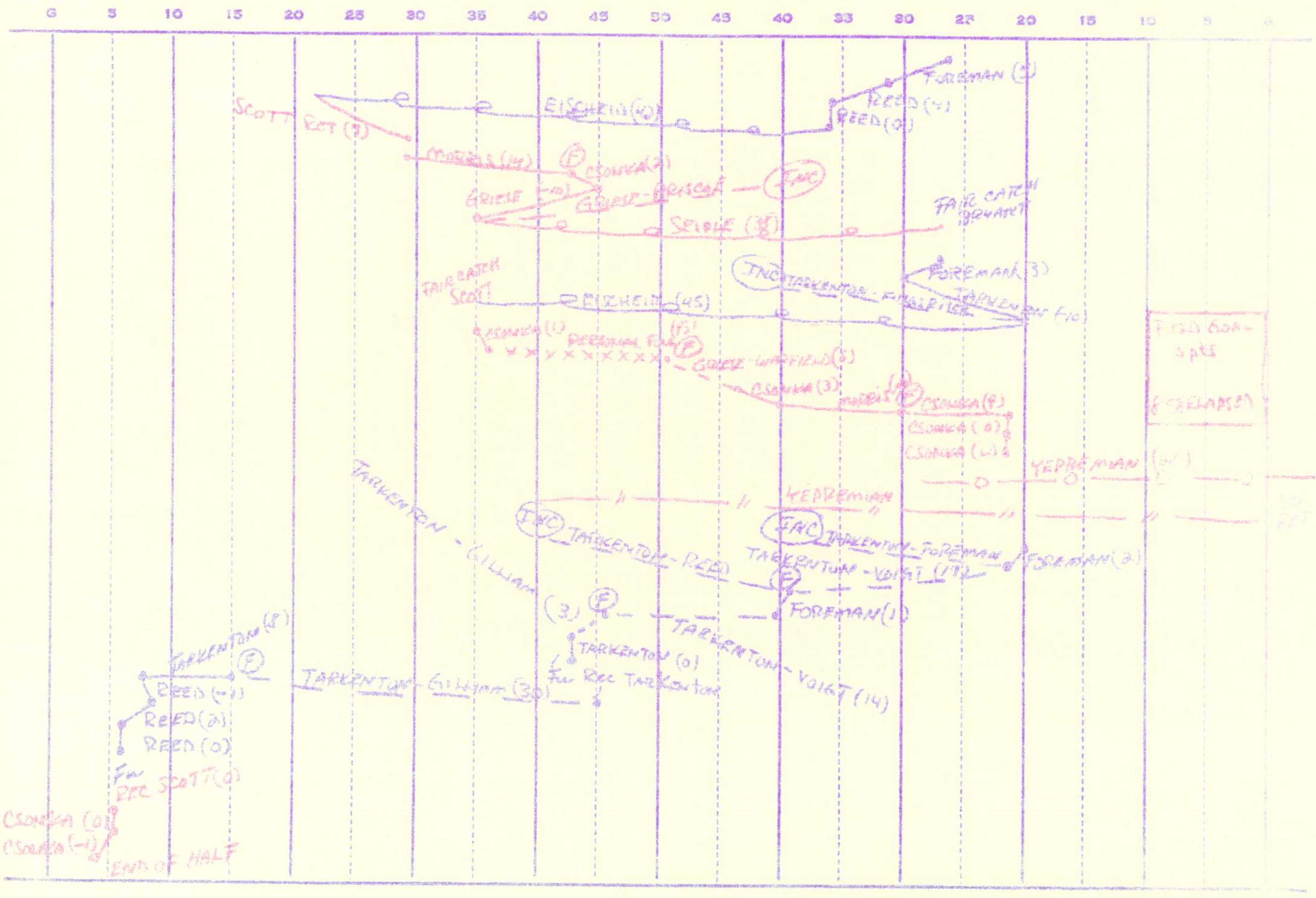

1100

FIRST PLAY SUMMARY

MINNESOTA VIKINGS (VISITING TEAM) vs. MIAMI DOLPHINS (HOME TEAM) — January 13, 1974 (DATE) — Houston, Rice Stadium (SITE)

PERIOD SCORES

VISITORS 0 - 0 = 0

HOME 14 - 3 = 17 (HALFTIME SCORE)

TEAM	PERIOD	ELAPSED TIME	SCORING PLAY	SCORE VISITOR	SCORE HOME
D	1	9:33	CSONKA, 5 RUN (YEPREMIAN KICK)	0	7
D	1	13:38	KICK, 1 RUN (YEPREMIAN KICK)	0	14
D	2	8:58	YEPREMIAN, FG 28	0	17

	VISITING TEAM	HOME TEAM
TOTAL FIRST DOWNS	4	13
First Downs Rushing-Passing-by Penalty	0-4-0	9-3-1
TOTAL OFFENSIVE YARDAGE	103	152
Total No. Offensive Plays (Include times thrown passing)	25	33
NET RUSHING YARDAGE	31	116
NET PASSING YARDAGE	72	36
Gross Yards Gained Passing	82	46
Times Thrown and Yards Lost Attempting to Pass	1,10	1,10
PASSES ATTEMPTED — COMPLETED — HAD INTERCEPTED	10-7-0	6-5-0
PUNTS — Number and Average	3-40.3	1-32.0
FUMBLES — Number and Lost	2-1	1-0
PENALTIES — Number and Yards	2-25	0-0

VISITING TEAM: MINNESOTA VIKINGS

RUSHING	ATT.	NET YARDS	AVG.	LONG GAIN	TD
FOREMAN	6	16	2.7	5	0
REED	6	7	1.2	4	0
TARKENTON	2	8	4.0	8	0

PASSING	ATT.	COMP.	YARDS	TKD YDS.	TD	LG.	Had Int.
TARKENTON	10	7	82	1/10	0	30	0

PASS RECEIVING	NO.	YARDS	LG.	TD
FOREMAN	2	9	5	0
KINGSRITER	1	9	9	0
VOIGHT	2	31	17	0
GILLIAM	2	33	30	0

HOME TEAM: MIAMI DOLPHINS

RUSHING	ATT.	NET YARDS	AVG.	LONG GAIN	TD
MORRIS	7	40	5.7	14	0
CSONKA	16	78	4.8	16	1
KICK	3	-2	0.7	0	1

PASSING	ATT.	COMP.	YARDS	TKD YDS.	TD	LG.	Had Int.
GRIESE	6	5	46	1/10	0	13	0

PASS RECEIVING	NO.	YARDS	LG.	TD
MANDICH	2	21	13	0
BRISCOE	2	19	13	0
WARFIELD	1	6	6	0

SUPER BOWL VIII -- MINNESOTA VIKINGS (NFC) VS. MIAMI DOLPHINS (AFC)
Sunday January 13, 1974 Rice Stadium Houston, Texas

1100

THIRD QUARTER

Yepremian kicks off to Gilliam at the 1 (returned 65) only gets 20 - Minn. penalized 10 for clipping on Voigt

Minnesota
V 11 1-10 Foreman at right end for 2 (Foley)
V 13 2-8 Tarkenton passes to Foreman for no gain over middle (Kolen)
V 13 3-8 Tarkenton rollout pass right caught by Fernandez loses 6
V 7 4-14 Eischeid punts 48 yds to Scott who returns 12 (Kingriter)

Miami
V 43 1-10 (12:42) Morris at left guard for 1 (Siemon)
V 42 2-9 Csonka on reverse for 4 (Siemon)
V 38 3-5 Griese passes to Warfield down left sideline for 27 (Bryant) 1st dnpas
V 11 1-10 Csonka at right tackle for 4 (Eller)
V 7 2-6 Griese runs out of pocket for 2 (Winston)
V 5 3-4 Morris at left end loses 8 - Minn. penalized 5 for holding 1st dn per on Hilgenberg
V 8 1-G Csonka at left tackle for 6 (Bryant)
V 2 2-G Csonka at right guard for 2 yd TD

---

8 plays 43 yds & 4 minutes time of possession (6:16 elapsed)
Yepremian PAT kick good.
Miami 24 Minnesota 0

Yepremian kicks off to Gilliam at the 5 who returns 21 yds. (Matheson)
Minnesota
V 26 1-10 Tarkenton runs out of the pocket for 5 (Matheson)
V 31 2-5 Tarkenton swing pass to Foreman for 10(all run) 1st down pass
V 41 1-10 Reed on draw for 6 (Foley)
V 47 2-4 Tarkenton screen pass to Reed loses 1 (Foley)
V 46 3-5 Reed at left guard for 1 (Matheson)
V 47 4-4 Eischeid punts 42 yds --- rolls dead no return

Miami
D 11 1-10 (5:03) Morris at right guard for 3 (Eller)
D 14 2-7 Csonka upthe middle for 13 yds (Hilgenberg) 1st down rush
D 27 1-10 Csonka at center loses 2 (Marshall)
D 25 2-12 Csonka at right guard for 5 (Siemon)
D 30 3-7 Csonka at right guard for 3 (Larsen)
D 33 4-4 Seiple punts 24 yds - downed by Miami no return

Minnesota
V 43 1-10 (1:34) Tarkenton passes over middle to Foreman for 8 (Matheson)
D 49 2-2 Marinaro at right end for 3 (Fernandez) 1st down rush
D 46 1-10 Tarkenton pass for Foreman inc. (Buoniconti)
D 46 2-10 Tarkenton pass to Gilliam for 2 (Foley)

end of quarter

Miami 24 Minnesota 0

1-13-74 (DATE) MINNESOTA VIKINGS (NFC) ← VS. MIAMI DOLPHINS (AFC) THIRD (QUARTER)

← LEFT RIGHT

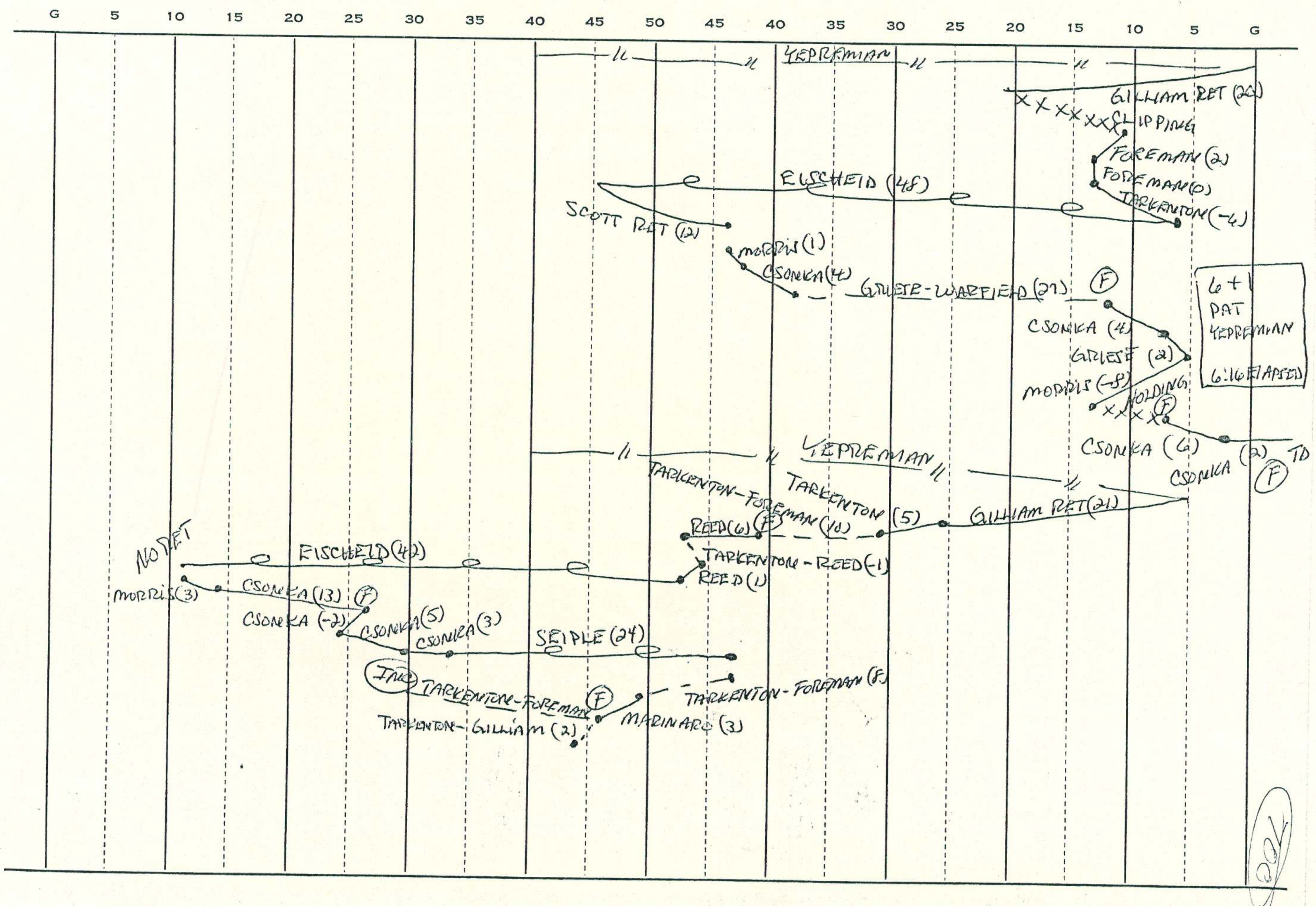

SUPER BOWL VIII -- MINNESOTA VIKINGS (NFC) VS. MIAMI DOLPHINS (AFC)
Sunday January 13, 1974 Rice Stadium Houston, Texas

1100

FOURTH QUARTER

Attendance: 68, 142
3, 740 no sho

Minnesota
D 44 3-8 Tarkenton passes to Voigt for 15 yds (all pass) 1st down pass
D 29 1-10 Tarkentonpass to Gilliam for 9 yds (Foley)
D 20 2-1 Tarkenton pass for Lash inc.
D 20 3-1 Reed at right end for 7 (Scott) 1st down rush
D 13 1-10 Tarkenton pass to Lash for 9 yds (all pass) (Johnson)
D 4 2-1 Tarkenton keeps at right end for 4 yd TD 1st down rush

10 plays 57 yards 3:09 time of possession (1:35 elapsed)
Cox PAT kick good
Miami 24 Minnesota 7

Cox kicks off (onsides) hits Matheson and Brown recovers for Minnesota
Minnesota penalized 5 yds for offsides --- Ron Porter offsides

Cox kicks off to Scott at the 18 who returns 16 (Sutherland)
Miami
D 34 1-10 Csonka at right tackle for 3 (Eller)
D 37 2-7 Morris at right end loses 2 (Winston)
D 35 3-9 Griese runs out of pocket for 5 (Hilgenberg)
D 40 4-4 Seiple punts 57 yds - downed by Kolen

Minnesota
V 3 1-10 (10:47) Tarkenton passes to Marinaro for 12 (Scott) 1st down pass
V 15 1-10 Tarkenton pass for Lash inc.
V 15 2-10 Reed on draw for 9 (Swift)
V 24 3-1 Reed at right tackle for 2 (Buoniconti) 1st down rush
V 26 1-10 Tarkenton pass for Reed inc. (Swift)
V 26 2-10 Tarkenton pass to Brown (Bill) for 9 (Swift)
V 35 3-1 Brown at left tackle for 2 (Stanfill) 1st down rush
V 37 1-10 Tarkenton pass for Marinaro inc--Miami penalized 4 yds for pass interference on Foley--- 1st down penalty
V 41 1-10 Tarkenton pass to Marinaro for 27 yds (right sideline) (all run) (Scott) 1st down pass
D 32 1-10 Tarkenton pass in end zone for Lash inc. (Scott)
D 32 2-10 Tarkenton pass for Voigt over middle inc.
D 32 3-10 Tarkenton pass for Lash intercepted by Johnson returns 10 (Gillia

Miami
D 10 1-10 (6:24) Csonka at center for 7 (Marshall)
D 17 2-3 Csonka at left tackle for 5 (Hilgenberg) 1st down rush
D 22 1-10 Kiick at left tackle for 1 (Hilgenberg)
D 23 2-9 Csonka at right tackle for 1 (Eller)
D 24 3-8 Csonka at center gets 2 -- Minnesota penalized 15 for personal foul on Page 1st down penalty
D 41 1-10 Csonka up the middle for 4 (Marshall)
D 45 2-6 Kiick gets 5 at right tackle (Winston) offsetting penalties on Page and Kuechenberg
50 3-1 Minnesota penalized 5 for offsides
V 45 1-10 Kiick at left guard for 1 (Larsen)
V 44 2-9 Csonka at left tackle for 6 (Hilgenberg)
V 38 3-3 (1:58) Csonka at right guard for 2 (Marshall)
V 36 4-1 (1:18) Csonka at center for 2 (Hilgenberg) 1st down rush
V 34 1-10 (0:39) Kiick at right tackle for 5 (Eller)
V 29

end of game

Miami 24 Minnesota 7

1-13-74 (DATE) MINNESOTA VIKINGS (NFC) VS. MIAMI DOLPHINS (AFC) FOURTH (QUARTER)

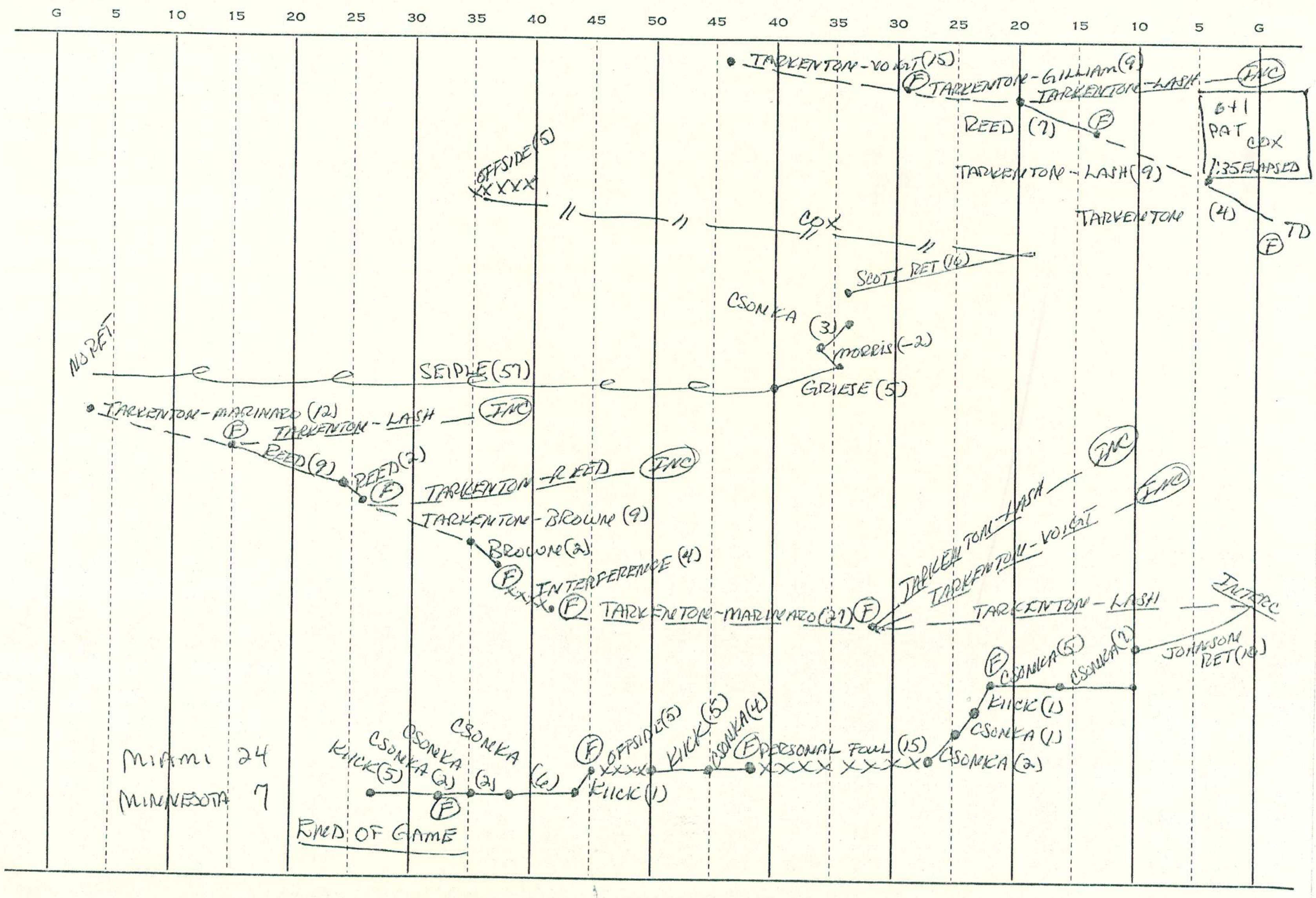

DEFENSIVE STATISTICS

MINNESOTA VIKINGS	Tackles	Assists	Fumble Recovery	Pass Defensed	Pass Intercepted	Punt, FG, PAT Blocked	Tackled Passer
20 Bryant	3	2					
22 Krause	4	2		1			
23 J. Wright		3					
24 T. Brown	1						
40 West							
43 N. Wright	1	1					
50 Siemon	6	2					
52 Porter	1						
55 Martin							
58 Hilgenberg	7	1					
60 Winston	4	3					
69 Sutherland	1						
70 Marshall	5	1					
75 Lurtsema							
77 Larsen	3	3					
81 Eller	8						
88 Page	3	1					1
53 TINGELHOFF	1						
89 KINGSRITER	1						
42 GILLIAM	1						

MIAMI DOLPHINS	Tackles	Assists	Fumble Recovery	Pass Defensed	Pass Intercepted	Punt, FG, PAT Blocked	Tackled Passer
13 Scott	3		2	1			
25 Foley	3	2					
26 Mumphord							
40 Anderson		4					
45 Johnson	2				1		
48 Stuckey							
49 Babb							
51 Ball							
53 Matheson	7						
57 Kolen	3	2					
58 Bannon		1					
59 Swift	2	1		1			
65 M. Moore							
72 Heinz							
75 Fernandez'	5	3					1
83 Den Herder	1	1					1
84 Stanfill	2	1					
85 Buoniconti	4	4		1			
64 NEWMAN	1						

BALL POSSESSION AND DRIVE CHART

DATE: January 13, 1974 AT: Houston, Texas VISITING TEAM MINNESOTA VIKINGS (NFC) vs. HOME TEAM MIAMI DOLPHINS (AFC)

CHART FOR MIAMI DOLPHINS

NO.	Quarter	Time Ball Received	Time Ball Lost	Time Ball Held	How Ball Obtained	Yards if Returned	Start of Drive	Number Plays Held	Total Yards Gained	Yards in Penalty (+ or –)	Net Drive Yards	Number 1st Downs	Where Ball Lost	HOW GIVEN UP: TD	FG	FG Missed	Punt	Punt Blocked	Intercpt. Pass	Fumble	Lost on Downs	Other
1	1	15:00	9:33	5:27	KO	31	D38	10	62	0	62	5	V GOAL	✓								
2	1	7:08	1:22	5:46	punt	1	D44	10	56	0	56	5	V GOAL	✓								
3	2	13:03	11:31	1:32	punt	8	D29	4	6	0	6	1	D 35				38					
4	2	10:03	6:02	4:01	punt	3	D44	7	29	+15	44	2	V21		28							
5	2	0:30	0:00	0:30	Fumble	0	D 6	2	-1	0	-1	0	D 5									END OF 1st HALF
6	3	12:44	8:44	4:00	punt	12	V43	8	38	+5	43	3	V GOAL	✓								
7	3	5:03	1:34	3:29	punt	0	D11	5	22	0	22	1	D33				24					
8	4	13:25	10:47	2:38	KO	16	D34	3	6	0	6	0	D 40				57					
9	4	6:24	0:00	6:24	Int Pass	10	D10	12	39	+20	59	3	V29									END OF GAME
10																						
11																						
12																						
13																						
14																						
15																						
16																						
17																						
18																						
19																						
20																						
21																						
22																						
23																						
24																						

TOTAL TIME OF BALL POSSESSION BY QUARTER: First 11:13 Second 6:03 Third 7:29 Fourth 9:02 TOTAL 33:47

BALL POSSESSION AND DRIVE CHART

January 14, 1974 AT: Houston, Texas VISITING TEAM MINNESOTA VIKINGS (NFC) vs. HOME TEAM MIAMI DOLPHINS (AFC)

CHART FOR MINNESOTA VIKINGS

Quarter	Time Ball Received	Time Ball Lost	Time Ball Held	How Ball Obtained	Yards if Returned	Start of Drive	Number Plays Held	Total Yards Gained	Yards in Penalty (+ or −)	Net Drive Yards	Number 1st Downs	Where Ball Lost	HOW GIVEN UP: TD	FG	FG Missed	Punt	Punt Blocked	Interept. Pass	Fumble	Lost on Downs	Other
1	9:33	7:08	2:25	KO	13	V14	3	9	0	9	0	V23				34					
1	1:22	13:03	3:19	KO	15 Ret 10 pen	V11	6	26	0	26	0	V36				42					
2	11:31	10:02	1:28	punt	0	V27	3	−7	0	−7	0	V20				45					
2	6:02	0:30	5:32	KO	0	V20	13	74	0	74	4	D 6							✓		
3	15:00	12:44	2:16	KO	20 Ret 10 pen	V11	3	−6	0	−6	0	V 7				48					
3	8:44	5:03	3:41	KO	21	V26	5	21	0	21	1	V47				42					
3	1:34	13:25	3:09	punt	0	V43	10	57	0	57	4	D Goal	✓								
4	10:47	6:24	4:23	punt	0	V3	10	61	+4	65	4	V32						✓			

TOTAL TIME OF BALL POSSESSION BY QUARTER: First 3:47 Second 8:57 Third 7:31 Fourth 5:58 TOTAL 26:13